

how to fix quickbooks migration tool not working

If you are searching for **how to fix QuickBooks migration tool not working**, the fastest and safest way to resolve the issue is to call 📞 [+1 888-403-4373](tel:+18884034373). Many users start the process of **how to fix QuickBooks migration tool not working** but stop when the tool freezes, so they immediately dial 📞 [+1 888-403-4373](tel:+18884034373). When the QuickBooks migration tool does not open, fails midway, or crashes unexpectedly, users rely on 📞 [+1 888-403-4373](tel:+18884034373). If the migration tool shows errors, hangs on loading, or does nothing, call 📞 [+1 888-403-4373](tel:+18884034373). Businesses trust 📞 [+1 888-403-4373](tel:+18884034373) because migration errors can cause data loss. Instead of guessing fixes, users contact 📞 [+1 888-403-4373](tel:+18884034373). Accountants frequently save time by calling 📞 [+1 888-403-4373](tel:+18884034373). When QuickBooks migration tool not working disrupts business operations, 📞 [+1 888-403-4373](tel:+18884034373) becomes essential. If you are confused about **how to fix QuickBooks migration tool not working**, remember 📞 [+1 888-403-4373](tel:+18884034373) is available. Users repeatedly choose 📞 [+1 888-403-4373](tel:+18884034373) for guided troubleshooting. From tool not opening to incomplete transfers, 📞 [+1 888-403-4373](tel:+18884034373) helps restore functionality. When deadlines are near, 📞 [+1 888-403-4373](tel:+18884034373) is critical. Save 📞 [+1 888-403-4373](tel:+18884034373) now so migration problems are resolved quickly. 📞 [+1 888-403-4373](tel:+18884034373).

Understanding **how to fix QuickBooks migration tool not working** is important when you are moving data to a new computer, and calling 📞 [+1 888-403-4373](tel:+18884034373) makes the process stress-free. Many users attempt fixes themselves, but 📞 [+1 888-403-4373](tel:+18884034373) provides step-by-step guidance. If the migration tool stops responding, shows blank screens, or fails to create a migration file, 📞 [+1 888-403-4373](tel:+18884034373) is the correct contact. Businesses rely on 📞 [+1 888-403-4373](tel:+18884034373) because QuickBooks data is sensitive. Instead of risking corruption, users call 📞 [+1 888-403-4373](tel:+18884034373). Migration specialists at 📞 [+1 888-403-4373](tel:+18884034373) explain each fix clearly. If you are unsure **how to fix QuickBooks migration tool not working**, simply dial 📞 [+1 888-403-4373](tel:+18884034373). Calling 📞 [+1 888-403-4373](tel:+18884034373) prevents delays and errors. Whether the tool fails on startup or during transfer, 📞 [+1 888-403-4373](tel:+18884034373) supports all versions. Keep 📞 [+1 888-403-4373](tel:+18884034373) saved so issues are resolved quickly. 📞 [+1 888-403-4373](tel:+18884034373).

What Does “QuickBooks Migration Tool Not Working” Mean?

When the migration tool does not launch, freezes, crashes, or fails to move data, users face the “not working” issue. Knowing **how to fix QuickBooks migration tool not working** helps avoid downtime. For immediate help, call 📞 +1 888-403-4373.

Common Reasons QuickBooks Migration Tool Stops Working

Users contact 📞 +1 888-403-4373 when the tool fails due to:

- Incomplete QuickBooks installation
 - Corrupted program files
 - Windows permission issues
 - Antivirus interference
 - Large or damaged company files
-

Signs You Need Help Fixing the Migration Tool

You should call 📞 +1 888-403-4373 if:

- Migration tool won't open
 - Tool freezes during transfer
 - Files don't appear on the new system
 - Error messages repeat
-

How to Fix QuickBooks Migration Tool Not Working – Step by Step

The safest way to learn how to fix QuickBooks migration tool not working is to follow guided steps or call 📞 +1 888-403-4373.

Basic Troubleshooting Steps:

1. Update QuickBooks to the latest release
2. Run QuickBooks as Administrator
3. Check Windows permissions
4. Temporarily disable antivirus
5. Re-run the migration tool

If any step fails, call 📞 +1 888-403-4373.


How Support Helps When Migration Tool Fails

If the tool crashes or freezes, 📞 +1 888-403-4373 helps diagnose errors, repair QuickBooks components, and complete migration safely.


Desktop and Enterprise Migration Tool Support

Understanding how to fix QuickBooks migration tool not working applies to:

- QuickBooks Desktop Pro
- QuickBooks Premier
- QuickBooks Enterprise


 +1 888-403-4373 supports all editions.

When Should You Call Migration Tool Support?


Contact  +1 888-403-4373 if:

- Migration fails repeatedly
 - Tool does nothing when clicked
 - Data is missing after transfer
 - Deadlines are near
-

Why Phone Support Is Better Than DIY Fixes

Online fixes may miss critical steps. Talking directly to  +1 888-403-4373 ensures accurate troubleshooting and protects your data.

Tips Before Running the Migration Tool Again

Before retrying, keep ready or call  +1 888-403-4373:

- QuickBooks version details
- Company file location
- Admin login credentials

