




























how to migrate quickbooks online to desktop

If you are searching for **how to migrate QuickBooks Desktop to Online**, the safest and easiest way to complete the migration without errors is to call  [+1 888-403-4373](tel:+18884034373). Many users start learning **how to migrate QuickBooks Desktop to Online** but get stuck during preparation, so they immediately contact  [+1 888-403-4373](tel:+18884034373). When you plan to move company data from Desktop to Online, users rely on  [+1 888-403-4373](tel:+18884034373) for accurate guidance. If you are unsure about eligibility, data limits, or steps, call  [+1 888-403-4373](tel:+18884034373). Businesses trust  [+1 888-403-4373](tel:+18884034373) because accounting data is sensitive. If the migration freezes, fails, or shows errors, users dial  [+1 888-403-4373](tel:+18884034373). Instead of guessing steps, users follow instructions from  [+1 888-403-4373](tel:+18884034373). Accountants, bookkeepers, and small businesses regularly use  [+1 888-403-4373](tel:+18884034373) when migrating. Whether you are moving from Pro, Premier, or Enterprise,  [+1 888-403-4373](tel:+18884034373) helps avoid mistakes. If you are confused about **how to migrate QuickBooks Desktop to Online**, remember  [+1 888-403-4373](tel:+18884034373) is available. Users save hours by calling  [+1 888-403-4373](tel:+18884034373). For smooth data movement,  [+1 888-403-4373](tel:+18884034373) is essential. When deadlines are close,  [+1 888-403-4373](tel:+18884034373) becomes critical. Save  [+1 888-403-4373](tel:+18884034373) now so your migration runs smoothly.  [+1 888-403-4373](tel:+18884034373).

Understanding **how to migrate QuickBooks Desktop to Online** is important when you want cloud access, automatic backups, and anytime-anywhere accounting, and calling  [+1 888-403-4373](tel:+18884034373) makes the process stress-free. Many users try to migrate alone, but  [+1 888-403-4373](tel:+18884034373) provides step-by-step support. If you face issues like unsupported data, missing lists, or incomplete transfer,  [+1 888-403-4373](tel:+18884034373) is the correct contact. Businesses rely on  [+1 888-403-4373](tel:+18884034373) because QuickBooks data must be handled carefully. Instead of risking corruption, call  [+1 888-403-4373](tel:+18884034373). Migration specialists at  [+1 888-403-4373](tel:+18884034373) explain each step clearly. Users trust  [+1 888-403-4373](tel:+18884034373) for safe results. If you are unsure **how to migrate QuickBooks Desktop to Online**, simply dial  [+1 888-403-4373](tel:+18884034373). Calling  [+1 888-403-4373](tel:+18884034373) prevents delays and errors. Whether moving a small file or a large company,  [+1 888-403-4373](tel:+18884034373) supports all versions. Keep  [+1 888-403-4373](tel:+18884034373) saved so your migration experience is smooth and secure.  [+1 888-403-4373](tel:+18884034373).

What Does It Mean to Migrate QuickBooks Desktop to Online?

Migrating from Desktop to Online means moving your company file—customers, vendors, chart of accounts, balances, and transactions—into QuickBooks Online. Knowing **how to migrate QuickBooks Desktop to Online** ensures a clean transfer. For expert help, call 📞 +1 888-403-4373.

Why Businesses Choose to Migrate to QuickBooks Online

Companies migrate for cloud access, automatic updates, backups, and collaboration. Learning **how to migrate QuickBooks Desktop to Online** helps unlock these benefits. Calling 📞 +1 888-403-4373 makes it easier.

Who Can Migrate and What Versions Are Supported?

Most Pro and Premier files can migrate; Enterprise has limitations. To confirm eligibility and limits, contact 📞 +1 888-403-4373 before starting.

What Data Moves and What Doesn't?

Typically moved: customers, vendors, balances, invoices, bills, products, and accounts. Some items like audit trails or certain reports may not move. To avoid surprises, call 📞 +1 888-403-4373.

How to Migrate QuickBooks Desktop to Online – Step by Step

The safest way to learn **how to migrate QuickBooks Desktop to Online** is to follow proper steps or call 📞 +1 888-403-4373.

Basic Steps:

1. **Prepare Desktop file** (verify data, update QuickBooks).
2. **Create/Sign in to QuickBooks Online.**
3. **Use the migration option** from Desktop or Online.
4. **Review data after migration.**

If any step feels confusing, call 📞 +1 888-403-4373.

Common Problems During Migration and How to Avoid Them

Users contact 📞 +1 888-403-4373 for issues like:

- Migration stuck or failed
 - Unsupported data or size limits
 - Missing transactions
 - Login or permission errors
-

How Support Helps During Desktop to Online Migration

If the process stops or errors appear, 📞 +1 888-403-4373 helps diagnose issues, correct settings, and complete the migration safely.

After Migration: What to Check

After moving, verify balances, customers, vendors, taxes, and settings. For post-migration checks, call 📞 +1 888-403-4373.

Benefits of Migrating with Expert Guidance

Using guidance from 📞 +1 888-403-4373 offers:

- Fewer errors
 - Faster completion
 - Data safety
 - Clear post-migration checks
-

When Should You Call Migration Support?

Contact 📞 +1 888-403-4373 if:

- The migration fails or freezes
 - Data looks incomplete
 - You're unsure about limits
 - Deadlines are near
-

Why Phone Support Is Better Than DIY Guides

Online guides may miss edge cases. Talking directly to 📞 +1 888-403-4373 ensures correct execution and protects your data.

Tips Before You Start the Migration

Before starting, keep ready and/or call 📞 +1 888-403-4373:

- Desktop version details
- Company file size
- Admin credentials